Printable ring size chart

US sizes 3-13 | Compare a ring that fits the intended finger

Use this chart for a starting estimate. Confirm your custom ring size with Krikawa's calibrated sizing rings.

1. PRINT AT ACTUAL SIZE (100%)

Select A4 paper. Turn off Fit, Shrink, or Scale to page. Measure the line and square with a ruler before comparing rings. If either is incorrect, reprint at the correct scale.

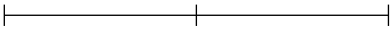

2 inches / 50.8 mm



Check width AND height

SIZE INSIDE EACH CIRCLE / INSIDE DIAMETER BELOW

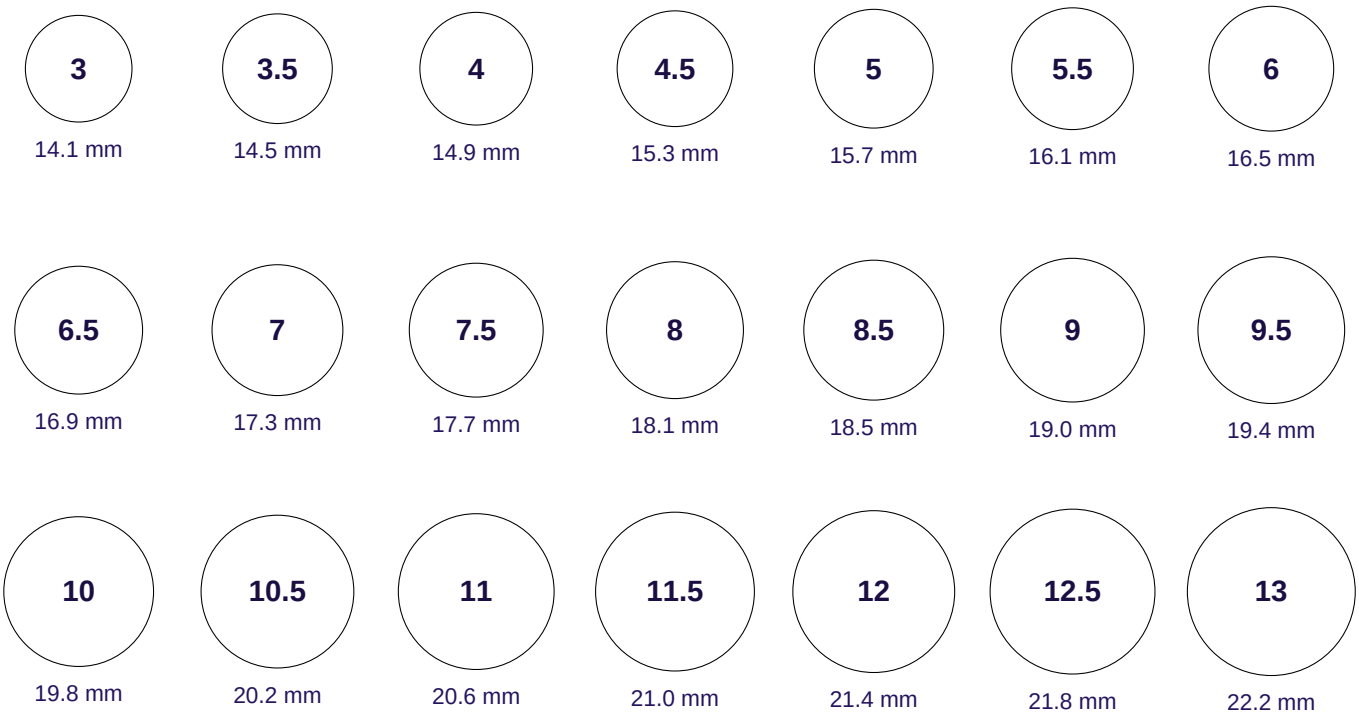

2. MATCH THE INSIDE EDGE

Place your ring flat over a circle. Match the ring's inner edge to the printed outline, not the outside of the band. If it falls between two circles, note both sizes and ask your designer.

Do not measure circles on a screen. This chart estimates an existing ring's size; it does not account for your knuckle, band width, or daily changes in fit.